










CHAIR RANGE

	MILANO™	ATLANTA™	SORRENTO 600™	BARIATRIC SORRENTO™	PHOENIX™	DENVER™
CHAIRS						
SUMMARY	<ul style="list-style-type: none"> ✓ Tilt in space chair ✓ Pressure relief ✓ Posture care ✓ 160kg SWL 	<ul style="list-style-type: none"> ✓ Recliner chair ✓ Helps prevent sliding ✓ Safety and falls prevention ✓ 160kg SWL 	<ul style="list-style-type: none"> ✓ Bariatric chair ✓ Up to 600mm seat width ✓ Tilt in space for pressure relief & posture care ✓ 160kg SWL 	<ul style="list-style-type: none"> ✓ Bariatric chair ✓ Up to 950mm seat width ✓ Tilt in space for pressure relief & posture care ✓ 294kg SWL 	<ul style="list-style-type: none"> ✓ Tilt in space chair ✓ Complex seating needs ✓ Tilt in space & high levels of pressure care ✓ Customisable postural support 	<ul style="list-style-type: none"> ✓ Riser recliner chair ✓ Pressure care ✓ Adjustable seat depth ✓ Optional lateral posture supports ✓ Not on casters
SUITABLE FOR THESE CONDITIONS	<ul style="list-style-type: none"> ✓ Dementia ✓ Parkinson's disease ✓ Multiple sclerosis ✓ Stroke ✓ Huntington's disease 	<ul style="list-style-type: none"> ✓ Huntington's disease ✓ Alzheimer's disease ✓ Parkinson's disease ✓ Advanced dementia 	<ul style="list-style-type: none"> ✓ Cerebral Palsy ✓ Spinal Cord Injury ✓ Head Injury ✓ Stroke ✓ Multiple Sclerosis ✓ Parkinson's disease ✓ Motor Neurone disease ✓ Dementia ✓ Alzheimer's disease 	<ul style="list-style-type: none"> ✓ Pronounced gluteal shelf ✓ Reduced mobility ✓ Low muscle tone ✓ Adducted lower limbs ✓ Dementia ✓ Alzheimer's disease 	<ul style="list-style-type: none"> ✓ Advanced dementia ✓ Parkinson's disease ✓ Multiple sclerosis ✓ Stroke ✓ Cerebral palsy ✓ Spina bifida ✓ Spinal cord injury ✓ Motor neurone disease ✓ Alzheimer's disease 	<ul style="list-style-type: none"> ✓ Dementia ✓ Parkinson's disease ✓ Multiple sclerosis ✓ Stroke ✓ Huntington's disease
CORE ENVIRONMENT	<ul style="list-style-type: none"> ✓ Home Care ✓ Long Term Care ✓ Hospital 	<ul style="list-style-type: none"> ✓ Home Care ✓ Long Term Care ✓ Hospital 	<ul style="list-style-type: none"> ✓ Home Care ✓ Long Term Care ✓ Hospital 	<ul style="list-style-type: none"> ✓ Home Care ✓ Long Term Care ✓ Hospital 	<ul style="list-style-type: none"> ✓ Home Care ✓ Long Term Care – Individual prescription only ✓ Hospital 	<ul style="list-style-type: none"> ✓ Home Care ✓ Long Term Care ✓ Hospital
MOBILITY / TRANSFERS	<ul style="list-style-type: none"> ✓ Hoisted ✓ Assisted ✓ Independent – electric only 	<ul style="list-style-type: none"> ✓ Hoisted ✓ Assisted 	<ul style="list-style-type: none"> ✓ Hoisted ✓ Assisted ✓ Independent 	<ul style="list-style-type: none"> ✓ Hoisted ✓ Assisted ✓ Independent 	<ul style="list-style-type: none"> ✓ Hoisted ✓ Assisted ✓ Independent – electric only 	<ul style="list-style-type: none"> ✓ Assisted ✓ Independent

CHAIR RANGE

	MILANO™	ATLANTA™	SORRENTO 600™	BARIATRIC SORRENTO™	PHOENIX™	DENVER™
CHAIRS						
ADJUSTABILITY	<ul style="list-style-type: none"> ✓ Seat width ✓ Foot plate height & angle ✓ Seat depth 	<ul style="list-style-type: none"> ✓ Seat width ✓ Elevating leg rest ✓ Sliding footrest 	<ul style="list-style-type: none"> ✓ Seat width ✓ Foot plate height & angle ✓ Seat depth ✓ Removable & height adjustable arm rests 	<ul style="list-style-type: none"> ✓ Seat width ✓ Foot plate height & angle ✓ Seat depth ✓ Removable & height adjustable arm rests 	<ul style="list-style-type: none"> ✓ Seat width & depth ✓ Foot plate height & angle ✓ Head, shoulder & neck supports ✓ Back rest height ✓ Removable & height adjustable arm rests 	<ul style="list-style-type: none"> ✓ Seat depth
POSTURE SUPPORT	Medium	Medium	High	High	High	Medium
PRESSURE RATING	High	High	High	High	High	High
COMMON ACCESSORIES	<ul style="list-style-type: none"> ✓ Seat Cover ✓ Lateral Supports ✓ Tray Table 	<ul style="list-style-type: none"> ✓ Seat Cover ✓ Seat Belt ✓ Lateral Supports ✓ Tray Table 	<ul style="list-style-type: none"> ✓ Seat Cover ✓ Seat Belt ✓ Lateral Supports ✓ Leg Laterals ✓ Tray Table 	<ul style="list-style-type: none"> ✓ Seat Cover ✓ Seat Belt ✓ Lateral Supports ✓ Leg Laterals ✓ Tray Table 	<ul style="list-style-type: none"> ✓ Seat Cover ✓ Seat Belt ✓ Lateral Supports ✓ Leg Laterals ✓ Tray Table 	<ul style="list-style-type: none"> ✓ Tray Table
CUSTOMISATION	No	No	Yes	Yes	Yes	No
USER WEIGHT LIMIT	Up to 160kg	Up to 160kg	Up to 160kg	Up to 294kg	Up to 160kg	Up to 137kg
OVERALL WIDTH	700mm to 800mm	635mm to 790mm	640mm to 820mm	885mm to 1085mm	715mm to 765mm	700mm to 800mm
INDEPENDENT USE	Manual Milano: No Electric Milano: Yes	No – manually operated	Yes – electrically operated	Yes – electrically operated	Manual Phoenix: No Electric Phoenix: Yes	Yes – electrically operated