













CHAIR RANGE

| | MILANO | ATLANTA | SORRENTO | BARIATRIC SORRENTO | PHOENIX | DENVER |
|--------------------------------------|---|---|--|--|--|--|
| CHAIRS |  |  |  |  |  |  |
| SUMMARY | <ul style="list-style-type: none"> ✓ Tilt in space chair ✓ Pressure relief ✓ Posture care ✓ 160kg SWL | <ul style="list-style-type: none"> ✓ Recliner chair ✓ Helps prevent sliding. ✓ Safety and falls prevention ✓ 160kg SWL | <ul style="list-style-type: none"> ✓ Tilt in space chair ✓ High levels of pressure care ✓ Tilt in space for pressure relief & posture care ✓ 160kg SWL | <ul style="list-style-type: none"> ✓ Bariatric chair ✓ Up to 950mm seat width ✓ Tilt in space for pressure relief & posture care ✓ 294kg SWL | <ul style="list-style-type: none"> ✓ Tilt in space chair ✓ Complex seating needs ✓ High levels of pressure care ✓ Customisable postural support. | <ul style="list-style-type: none"> ✓ Riser recliner chair ✓ Pressure care ✓ Adjustable seat depth ✓ Optional lateral posture supports. |
| SUITABLE FOR THESE CONDITIONS | <ul style="list-style-type: none"> ✓ Dementia ✓ Parkinson's disease ✓ Multiple sclerosis ✓ Stroke ✓ Huntington's Disease | <ul style="list-style-type: none"> ✓ Huntington's disease ✓ Alzheimer's disease ✓ Parkinson's disease ✓ Advanced dementia | <ul style="list-style-type: none"> ✓ Cerebral Palsy ✓ Spinal Cord Injury ✓ Head Injury ✓ Stroke ✓ Multiple Sclerosis ✓ Parkinson's Disease ✓ Motor Neurone Disease ✓ Dementia ✓ Alzheimer's disease | <ul style="list-style-type: none"> ✓ Pronounced gluteal shelf ✓ Reduced mobility ✓ Low muscle tone ✓ Adducted lower limbs ✓ Dementia ✓ Alzheimer's disease | <ul style="list-style-type: none"> ✓ Advanced dementia ✓ Parkinson's disease ✓ Multiple sclerosis ✓ Stroke ✓ Cerebral palsy ✓ Spina bifida ✓ Spinal cord injury ✓ Motor neurone disease ✓ Alzheimer's disease | <ul style="list-style-type: none"> ✓ Dementia ✓ Parkinson's disease ✓ Multiple sclerosis ✓ Stroke ✓ Huntington's Disease |
| CORE ENVIRONMENT | <ul style="list-style-type: none"> ✓ Home Care ✓ Long Term Care ✓ Hospital | <ul style="list-style-type: none"> ✓ Home Care ✓ Long Term Care ✓ Hospital | <ul style="list-style-type: none"> ✓ Home Care ✓ Long Term Care ✓ Hospital | <ul style="list-style-type: none"> ✓ Home Care ✓ Long Term Care ✓ Hospital | <ul style="list-style-type: none"> ✓ Home Care ✓ Long Term Care - Individual prescription only ✓ Hospital | <ul style="list-style-type: none"> ✓ Home Care ✓ Long Term Care ✓ Hospital |
| MOBILITY/ TRANSFERS | <ul style="list-style-type: none"> ✓ Hoisted ✓ Assisted ✓ Independent–electric only | <ul style="list-style-type: none"> ✓ Hoisted ✓ Assisted | <ul style="list-style-type: none"> ✓ Hoisted ✓ Assisted ✓ Independent–electric only | <ul style="list-style-type: none"> ✓ Hoisted ✓ Assisted ✓ Independent | <ul style="list-style-type: none"> ✓ Hoisted ✓ Assisted ✓ Independent–electric only | <ul style="list-style-type: none"> ✓ Assisted ✓ Independent |

CHAIR RANGE

| | MILANO | ATLANTA | SORRENTO | BARIATRIC SORRENTO | PHOENIX | DENVER |
|---------------------------|---|---|--|--|--|--|
| CHAIRS |  |  |  |  |  |  |
| ADJUSTABILITY | <ul style="list-style-type: none"> ✓ Seat width ✓ Foot plate height & angle ✓ Seat depth | <ul style="list-style-type: none"> ✓ Seat width ✓ Elevating Leg Rest ✓ Sliding Footrest | <ul style="list-style-type: none"> ✓ Seat width & depth ✓ Foot Plate height & angle ✓ Removable and Height-adjustable arm rests | <ul style="list-style-type: none"> ✓ Seat width & depth ✓ Foot Plate height & angle ✓ Removable and Height-adjustable arm rests | <ul style="list-style-type: none"> ✓ Seat width & depth ✓ Foot plate height & angle ✓ Head, Shoulder and neck supports ✓ Back rest height ✓ Removable and Height-adjustable arm rests | <ul style="list-style-type: none"> ✓ Seat depth |
| POSTURE SUPPORT | Medium | Medium | High | High | High | Medium |
| PRESSURE RATING | High | High | High | High | High | High |
| COMMON ACCESSORIES | <ul style="list-style-type: none"> ✓ Seat Cover ✓ Lateral Supports ✓ Tray Table | <ul style="list-style-type: none"> ✓ Seat Cover ✓ Seat Belt ✓ Lateral Supports ✓ Tray Table | <ul style="list-style-type: none"> ✓ Seat Cover ✓ Seat Belt ✓ Lateral Supports ✓ Leg Laterals ✓ Tray Table | <ul style="list-style-type: none"> ✓ Seat Cover ✓ Seat Belt ✓ Lateral Supports ✓ Legrest Wedge | <ul style="list-style-type: none"> ✓ Seat Cover ✓ Seat Belt ✓ Lateral Supports ✓ Leg laterals ✓ Tray Table | <ul style="list-style-type: none"> ✓ Tray Table ✓ Lateral Supports |
| USER WEIGHT LIMIT | Up to 160kg | Up to 160kg | Up to 160kg | Up to 294kg | Up to 160kg | Up to 137kg |
| OVERALL WIDTH | 700mm to 800mm | 635mm to 790mm | 715mm to 765mm | 885mm to 1085mm | 715mm to 765mm | 700mm to 800mm |
| INDEPENDENT USE: | Manual Milano: No Electric Milano: Yes | No- manually operated. | Manual Sorrento- No Electric Sorrento– Yes | Yes- electrically operated | Manual Phoenix- No Electric Phoenix– Yes | Yes- electrically operated |